

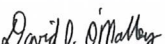


FSTL Final Test Report		<u>Test Facility:</u> FSTL 4545 W. Augusta Blvd. Chicago, IL 60651
<u>Test Date:</u> 9/10/2014	<u>Test Procedure:</u> FSTL_Tension	
Description of Item Tested		
<p>All test items are obtained according to FSTL procedure LAI-011 unless otherwise noted. All items are tested for compliance with applicable standards, previously reviewed and approved by the party requesting this test, unless otherwise specifically noted:</p> <p>Fenton installed (3) 1PL Flip 3pt seats [45098] on custom legs in row 1 in a Fenton Ford Transit Test Buck.</p>		
Description of Results		
		
Summary of FSTL_Tension		
<p>A force of 3,000 lb shall be applied to each lap and shoulder belt at $10^{\circ} \pm 5^{\circ}$ above the horizontal plane. In addition, a force equal to 20 times the system mass was applied simultaneously through the CG of the seating system. The required forces must be reached within 30 seconds from the onset of the test then, when reached must be held for 10 seconds.</p>		
<p>Note: Full compliance with FMVSS and its Regulations, as set forth under 49 USC 301, et. seq., can only be achieved through proper in-vehicle testing. Freedman Seating Company, its agents, employees, affiliates and subsidiaries ("Freedman Seating") are not liable for damages resulting from the installation of any seat in a vehicle that has not been FMVSS tested or any installation of a seat that deviates from a FMVSS tested installation method. Freedman Seating has no responsibility for the design of any vehicle in which the subject seat may be placed, or any resulting damages. The results documented in this report relate only to the items tested, as described herein.</p>		
Test Opinions and Interpretations		
<p>Note: This Test Report is provided solely for the use of the party requesting the same identified below, and for no other person, entity or purpose. This test report shall not be reproduced except in full. Reproductions require written permission of FSTL in each instance.</p>		
<p>see page 2 for results</p>		
Test Report Reviewed by: 	Digitally signed by Miguel Flores DN: cn=Miguel Flores, email=miguelf@freedmanseat.com, o=Freedman Seating Co., ou=FSTL, c=US Date: 2014.09.11 09:38:02 -05'00'	Test Requested By: Scott & Jerry / Fenton Mobility 1209 East 2nd St. Jamestown, NY
Test Report Approved by: 	Digitally signed by David I O'Malley DN: cn=David I O'Malley, email=david@freedmanseat.co m, ou=FSTL, ou=FSTL, c=US Date: 2014.09.11 09:49:41 -05'00'	Request Received Date: 7/15/2014

Equipment Documentation

Test Fixtures:

Fixture #:	Description
PL-002	Pull Test Machine
PL-205	Body Block
PL-206	Shoulder Block
PULLEYS	

Measurement Equipment:

Equipment #:	Description	Last Calibration #
LC-001	Load Cell -15K, S.N. 21358576	C1408
LC-002	Load Cell -15K, S.N. Y51758	C1408
LC-005	Load Cell -15K, S.N. 21062347	C1408
LC-003	Load Cell -15K, S.N. 21401889	C1408

Data Sheet

FSTL
4545 w. Augusta Blvd.
Chicago, IL.



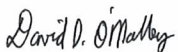
Work Order No.: 1407AD

Requirements for compliant test.	Yes/ No / N/A
Test artifact reached loads within 30 seconds	yes
Test artifact sustained loads for 10 seconds or more.	yes
Seat frame released from it's adjusted position?	n/a
Seat frame or seat adjusters detach from the test platform/vehicle?	no
Seat frame detaches from seat adjuster mechanism?	n/a
Seat adjuster separates?	n/a



Notes:

Test1: vehicle front bumper displaced above the test platform during test. One Cylinder ran out of stroke. The test was stopped.
Test2: Vehicle was repositioned and tied down. Test was restarted.

FSTL Final Test Report		<u>Test Facility:</u> FSTL
<u>Test Date:</u> 9/10/2014	<u>Test Procedure:</u> FSTL_Tension	4545 W. Augusta Blvd. Chicago, IL 60651
Description of Item Tested		
<p>All test items are obtained according to FSTL procedure LAI-011 unless otherwise noted. All items are tested for compliance with applicable standards, previously reviewed and approved by the party requesting this test, unless otherwise specifically noted:</p> <p>Fenton installed (3) 1PL rigid 3pt seats [25822] on baseframe [15365] on custom legs in row in a Fenton Ford Transit Test Buck.</p>		
Description of Results		
		
Summary of FSTL_Tension		
<p>A force of 3,000 lb shall be applied to each lap and shoulder belt at $10^{\circ} \pm 5^{\circ}$ above the horizontal plane. In addition, a force equal to 20 times the system mass was applied simultaneously through the CG of the seating system. The required forces must be reached within 30 seconds from the onset of the test then, when reached must be held for 10 seconds.</p>		
<p>Note: Full compliance with FMVSS and its Regulations, as set forth under 49 USC 301, et. seq., can only be achieved through proper in-vehicle testing. Freedman Seating Company, its agents, employees, affiliates and subsidiaries ("Freedman Seating") are not liable for damages resulting from the installation of any seat in a vehicle that has not been FMVSS tested or any installation of a seat that deviates from a FMVSS tested installation method. Freedman Seating has no responsibility for the design of any vehicle in which the subject seat may be placed, or any resulting damages. The results documented in this report relate only to the items tested, as described herein.</p>		
Test Opinions and Interpretations		
<p>Note: This Test Report is provided solely for the use of the party requesting the same identified below, and for no other person, entity or purpose. This test report shall not be reproduced except in full. Reproductions require written permission of FSTL in each instance.</p> <p>see page 3 for results</p>		
<p>Test Report Reviewed by:</p> 	<p>Digitally signed by Miguel Flores DN: cn=Miguel Flores, email=miguel@freedmanseat.com, o=Freedman Seating Co., ou=FSTL, c=US Date: 2014.09.11 09:44:06 -05'00'</p>	<p>Test Requested By:</p> <p>Scott & Jerry / Fenton Mobility 1209 East 2nd St. Jamestown, NY</p>
<p>Test Report Approved by:</p> 	<p>Digitally signed by David I O'Malley DN: cn=David I O'Malley, email=david@freedmanseat.com, o=FSTL, ou=FSTL, c=US Date: 2014.09.11 09:49:20 -05'00'</p>	<p>Request Received Date:</p> <p>7/15/2014</p>

Equipment Documentation

Test Fixtures:

Fixture #:	Description
PL-002	Pull Test Machine
PL-205	Body Block
PL-206	Shoulder Block
PULLEYS	

Measurement Equipment:

Equipment #:	Description	Last Calibration #
LC-001	Load Cell -15K, S.N. 21358576	C1408
LC-002	Load Cell -15K, S.N. Y51758	C1408
LC-005	Load Cell -15K, S.N. 21062347	C1408
LC-003	Load Cell -15K, S.N. 21401889	C1408

Data Sheet

FSTL
4545 w. Augusta Blvd.
Chicago, IL.


Work Order No.: 1407AC

Requirements for compliant test.	Yes/ No / N/A
Test artifact reached loads within 30 seconds	yes
Test artifact sustained loads for 10 seconds or more.	yes
Seat frame released from it's adjusted position?	n/a
Seat frame or seat adjusters detach from the test platform/vehicle?	no
Seat frame detaches from seat adjuster mechanism?	n/a
Seat adjuster separates?	n/a

Pass/Fail
PASS

Notes:

n/a

FSTL Final Test Report		<u>Test Facility:</u> FSTL
<u>Test Date:</u> 9/10/2014	<u>Test Procedure:</u> FMVSS 207/210	4545 W. Augusta Blvd. Chicago, IL 60651
Description of Item Tested		
<p>All test items are obtained according to FSTL procedure LAI-011 unless otherwise noted. All items are tested for compliance with applicable standards, previously reviewed and approved by the party requesting this test, unless otherwise specifically noted:</p> <p>Fenton installed a 2PL rigid 3pt seat [25822] on baseframe [39448] on custom legs in row 3 in a Fenton Ford Transit Test Buck.</p>		
Description of Results		
		
Summary of FMVSS 571.207.S4.2a & Section 571.210.S5.1		
<p>A force of 3,000 lb shall be applied to each lap and shoulder belt at 10° ± 5° above the horizontal plane. In addition, a force equal to 20 times the system mass was applied simultaneously through the CG of the seating system. The required forces must be reached within 30 seconds from the onset of the test then, when reached must be held for 10 seconds.</p>		
<p>Note: Full compliance with FMVSS and its Regulations, as set forth under 49 USC 301, et. seq., can only be achieved through proper in-vehicle testing. Freedman Seating Company, its agents, employees, affiliates and subsidiaries ("Freedman Seating") are not liable for damages resulting from the installation of any seat in a vehicle that has not been FMVSS tested or any installation of a seat that deviates from a FMVSS tested installation method. Freedman Seating has no responsibility for the design of any vehicle in which the subject seat may be placed, or any resulting damages. The results documented in this report relate only to the items tested, as described herein.</p>		
Test Opinions and Interpretations		
<p>Note: This Test Report is provided solely for the use of the party requesting the same identified below, and for no other person, entity or purpose. This test report shall not be reproduced except in full. Reproductions require written permission of FSTL in each instance.</p> <p>see page 2 for results</p>		
<p><u>Test Report Reviewed by:</u></p> <p style="text-align: center;"><i>Miguel Flores</i></p>	<p>Digitally signed by Miguel Flores DN: cn=Miguel Flores, email=miguelf@freedmanseat.com, o=Freedman Seating Co., ou=FSTL, c=US Date: 2014.09.11 09:49:24 -05'00'</p>	<p><u>Test Requested By:</u> Scott & Jerry / Fenton Mobility 1209 East 2nd St. Jamestown, NY</p>
<p><u>Test Report Approved by:</u></p> <p style="text-align: center;"><i>David D. O'Malley</i></p>	<p>Digitally signed by David D. O'Malley DN: cn=David D. O'Malley, email=davidd@freedmanseat.com, o=FSTL, ou=FSTL, c=US Date: 2014.09.11 09:48:54 -05'00'</p>	<p><u>Request Received Date:</u> 7/15/2014</p>

Equipment Documentation

Test Fixtures:

Fixture #:	Description
PL-002	Pull Test Machine
PL-205	(2) Body Block
PL-206	(2) Shoulder block

Measurement Equipment:

Equipment #:	Description	Last Calibration #
LC-001	Load Cell -15K, S.N. 21358576	C1408
LC-002	Load Cell -15K, S.N. Y51758	C1408
LC-003	Load Cell -15K, S.N. Y68886	C1408
LC-004	Load Cell -15K, S.N. 21351653	C1408
LC-005	Load Cell -15K, S.N. 21062347	C1408

Work Order No.: 1407AE

FMVSS 207/210 Data Sheet

Page 3 of 23

FSTL

4545 w. Augusta Blvd.
Chicago, IL.

Work Order No.: 1407AE

Requirements for compliant test.



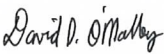
Yes/ No / N/A

Test artifact reached FMVSS loads within 30 seconds	yes
Test artifact sustained FMVSS loads for 10 seconds or more.	yes
Seat frame released from it's adjusted position?	n/a
Seat frame or seat adjusters detach from the test platform/vehicle?	no
Seat frame detaches from seat adjuster mechanism?	n/a
Seat adjuster separates?	n/a

Pass/Fail
PASS

Notes:

n/a

FSTL Final Test Report		<u>Test Facility:</u> FSTL
<u>Test Date:</u> 4/16/2015	<u>Test Procedure:</u> FMVSS 207/210	4545 W. Augusta Blvd. Chicago, IL 60651
Description of Item Tested		
<p>All test items are obtained according to FSTL procedure LAI-011 unless otherwise noted. All items are tested for compliance with applicable standards, previously reviewed and approved by the party requesting this test, unless otherwise specifically noted:</p> <p>Fenton installed a 2PL 3pt foldaway seat [26401] in row 4 in a Fenton Ford Transit Test Buck.</p>		
Description of Results		
		
<p>Summary of FMVSS 571.207.S4.2a & Section 571.210.S5.1</p> <p>A force of 3,000 lb shall be applied to each lap and shoulder belt at $10^{\circ} \pm 5^{\circ}$ above the horizontal plane. In addition, a force equal to 20 times the system mass was applied simultaneously through the CG of the seating system. The required forces must be reached within 30 seconds from the onset of the test then, when reached must be held for 10 seconds.</p>		
<p>Note: Full compliance with FMVSS and its Regulations, as set forth under 49 USC 301, et. seq., can only be achieved through proper in-vehicle testing. Freedman Seating Company, its agents, employees, affiliates and subsidiaries ("Freedman Seating") are not liable for damages resulting from the installation of any seat in a vehicle that has not been FMVSS tested or any installation of a seat that deviates from a FMVSS tested installation method. Freedman Seating has no responsibility for the design of any vehicle in which the subject seat may be placed, or any resulting damages. The results documented in this report relate only to the items tested, as described herein.</p>		
Test Opinions and Interpretations		
<p>Note: This Test Report is provided solely for the use of the party requesting the same identified below, and for no other person, entity or purpose. This test report shall not be reproduced except in full. Reproductions require written permission of FSTL in each instance. see page 2 for results</p>		
<p><u>Test Report Reviewed by:</u></p> 	<p>Digitally signed by Miguel Flores DN: cn=Miguel Flores, o=FSTL/Freedman Seating Co, ou=Deputy Tech. Manager, email=miguel.flores@freedmanseating.com, c=US Date: 2015.04.16 16:09:04 -05'00'</p>	<p><u>Test Requested By:</u> Scott & Jerry / Fenton Mobility 1209 East 2nd St. Jamestown, NY</p>
<p><u>Test Report Approved by:</u></p> 	<p>Digitally signed by David D. O'Malley DN: cn=David D. O'Malley, o=FSTL - Technical Manager, ou=FSTL - Technical Manager, email=david.omalley@freedmanseating.com, c=US Date: 2015.04.16 16:13:26 -05'00'</p>	<p><u>Request Received Date:</u> 3/4/2015</p>

FMVSS 207/210 Data Sheet

FSTL
4545 w. Augusta Blvd.
Chicago, IL.

Work Order No.: 1503P

<u>Requirements for compliant test.</u>	<u>Yes/ No / N/A</u>
Test artifact reached FMVSS loads within 30 seconds	yes
Test artifact sustained FMVSS loads for 10 seconds or more.	yes
Seat frame released from it's adjusted position?	n/a
Seat frame or seat adjusters detach from the test platform/vehicle?	no
Seat frame detaches from seat adjuster mechanism?	n/a
Seat adjuster separates?	n/a

Pass/Fail
PASS

Notes:

n/a